



## Corona Work Life Survey Highlight, June 28, 2020

### Employees highly privileged since the outbreak of the corona crisis

In terms of job security, employees appear to be highly privileged since the outbreak of the corona crisis. This picture emerges from a worldwide comparison of reported job loss, when comparing those in employment and all other working people. A typical example are the US-figures: here 7% of respondents who enjoyed the employee status before the crisis report that they have lost their job recently, against 21% of all other workers (not employees). Combined, these result in job loss reported by (almost) 1 in 3 respondents. Similar, but less dramatic figures, come from the more developed economies in Europe. Here the reported job loss amongst employees is smaller than in the US, as is the overall job loss reported by respondents: on average in the range of 20%, i.e. 1 in 5 respondents report job loss since the beginning of the corona crisis, while employees are better off by far.

A second striking feature is the huge difference between the developed and less developed economies of the world. Throughout Central and South America for instance, job loss is reported - on average - by 1 in 2 respondents. The great majority of these are found in the informal economy, i.e. they did not have a fixed job before the crisis either. The lucky few are employees, here too, yet less so than in North America and Europe. Similar high figures of job loss (1 in 2 working people say they have lost their job) are reported from many African and Asian countries, though variations between countries are huge. And everywhere employees suffer the least of all working people from the corona lock down.

This picture emerges from the Working and Living in Corona-times Survey, online since March 23, in which 24,000 respondents from 70 countries participated during the first 3 months, till June 26.

### Quote of the day, Mental health or abuse counsellor, female, 71, USA

*Often, I feel like I'm living in a Twilight Zone episode-very disconnected from reality.*

*I don't like not being in control of my life although I recognize the importance of isolating.*

*Even more frustrated by the political situation here-having a totally incompetent, immoral president is bad enough usually but in a crisis like this , it is so dangerous-his words/actions will literally kill people!*

### What will the new work/life 'normal' become?

The Work Life Survey in Corona Times shows the impact people from across the globe expect the corona crisis will have on their working life. Regularly special issues like countries, continents, occupations, happiness, fear, small hous or having a dog are highlighted on these pages.

Its global outreach allows WageIndicator to present findings for many countries. Daily updated national survey results may be consulted here:

<https://wageindicator.org/salary/living-and-working-in-times-of-the-coronavirus/work-life-in-corona-times-graphs>

It is the intention to continue the survey for a long time, well into the aftermath of the present crisis. What will the new work/life 'normal' become?

**More about the project**

<https://wageindicator.org/Wageindicatorfoundation/projects/living-and-working-in-coronavirus-times>

**More about the team**

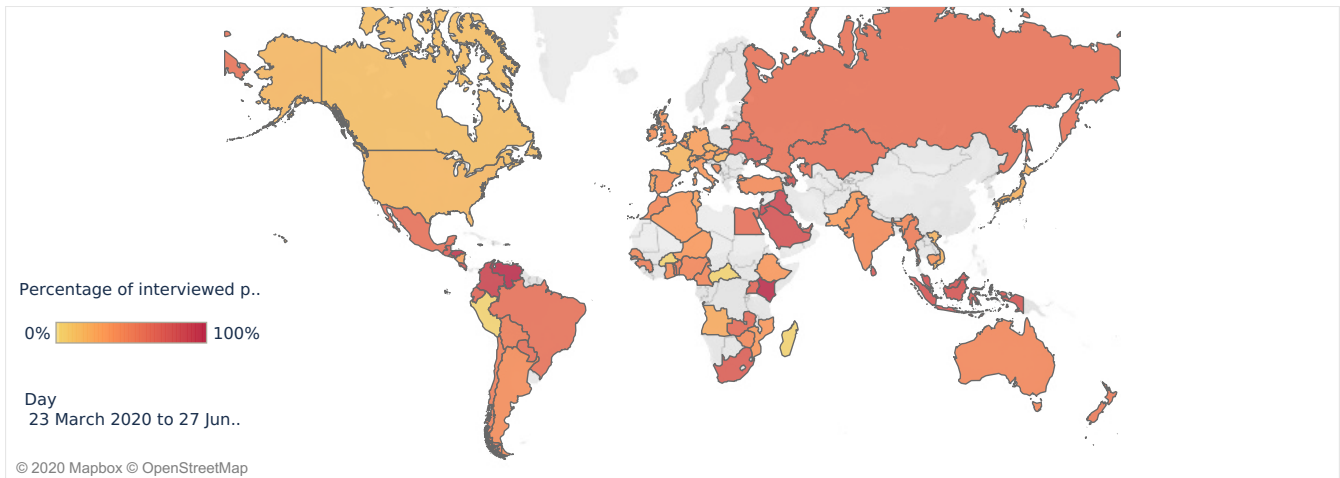
<https://wageindicator.org/Wageindicatorfoundation/Partnersworldwide/internationalteam>

# Coronavirus cases and expected wage decrease

World map showing the percentage of people who expect to receive less income in one month time because of Coronavirus

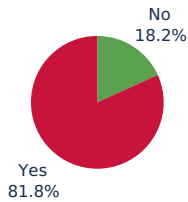
Click on a country to see more information on COVID-19 cases and deaths and on the effect on Coronavirus on work.

Select a contine.. All    Select a region (group of co.. All    Select a gender All    Age group All    Select an occupation All    Select an employment status Employee

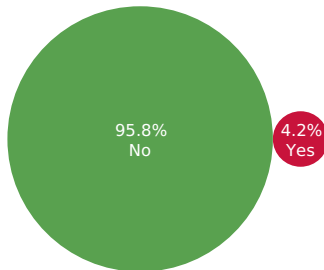


More on the effect on work and wages:

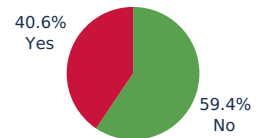
Is your work affected by the Coronavirus?



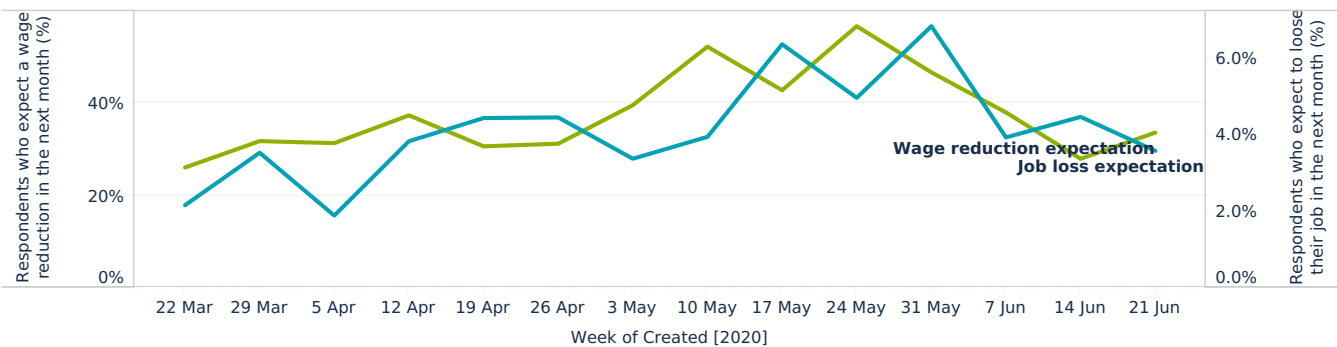
Do you expect you will loose your job in the next month?



Do you expect you will earn less in the next month?



Wage reduction and job loss expectation over time



The charts above show average data for all the countries. Once a country is selected, then data from that country are shown.

**Fill out the Survey on Living and Working in Coronavirus Times**

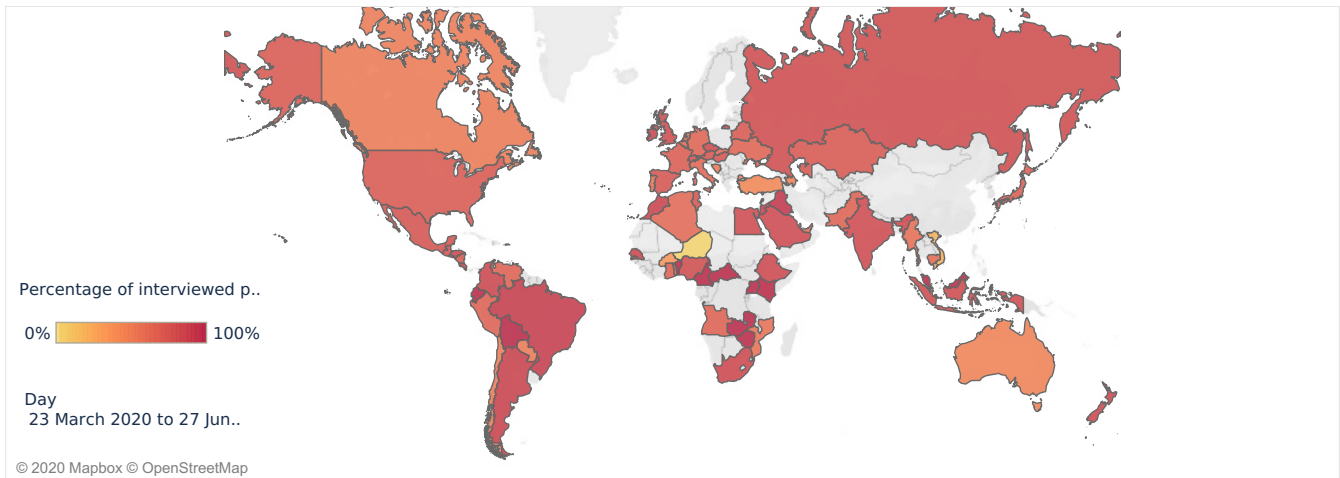
[Information on Respondents](#)

# Coronavirus cases and expected wage decrease

World map showing the percentage of people who expect to receive less income in one month time because of Coronavirus

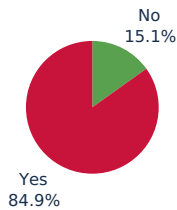
Click on a country to see more information on COVID-19 cases and deaths and on the effect on Coronavirus on work.

Select a contine.. All    Select a region (group of co.. All    Select a gender All    Age group All    Select an occupation All    Select an employment status Multiple values

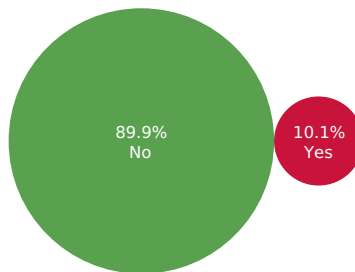


More on the effect on work and wages:

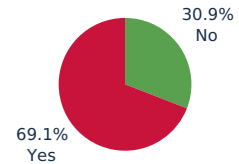
Is your work affected by the Coronavirus?



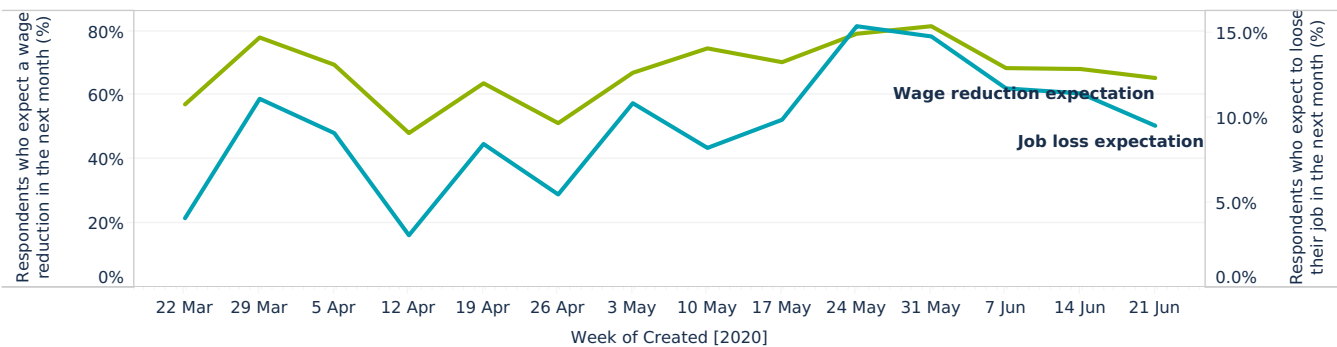
Do you expect you will loose your job in the next month?



Do you expect you will earn less in the next month?



## Wage reduction and job loss expectation over time



The charts above show average data for all the countries. Once a country is selected, then data from that country are shown.

**Fill out the Survey on Living and Working in Coronavirus Times**

[Information on Respondents](#)

# Number of respondents per employment status

	Grand Total	Employee	Casual worker	Paid family worker	Self-employed without employees, freelancer	Self-employed with employees	Other
Africa							
Algeria	538	92	12	5	16	5	408
Angola	51	17	4	1	3	2	28
Benin	11	1					1
Burkina Faso	11	1					1
Cameroon	54	1			1	2	50
Central African Republic	1						1
Egypt	544	76	3	1	11	12	441
Ethiopia	72	12	3	1	6	4	26
Ghana	13	1			1	1	9
Guinea	4	1					3
Kenya	4	1			1	1	2
Madagascar	19	1					18
Morocco	49	4			24	5	42
Mozambique	51	26		7	6	8	81
Niger	17	2			1	2	12
Nigeria	17	1			1	1	14
Senegal	133	32	7	1	4	1	87
South Africa	426	10	5	4	33	22	256
Togo	43	1			16	6	38
Tunisia	503	60	15	1	16		408
Uganda	4	1					3
Zambia	10	1			1	2	6
Zimbabwe	10	1			4		5
Asia							
Azerbaijan	23	1	2	1		1	21
Cambodia	33	1	14	1	19	15	18
India	33	1	1				31
Indonesia	142	24	24	7	18	6	127
Iraq	27	10	17	6	20	7	39
Japan	202	92	15	2	19	7	147
Jordan	10	1	1		1	1	6
Kazakhstan	16	1	1		1	1	12
Lebanon	54	1	1	4	1	1	48
Malaysia	24	1	2				21
Myanmar	542	79	1	3	15	7	437
Pakistan	10	4					6
Qatar	10	1			1	1	7
Russian Federation	172	17	6	2	24	2	123
Saudi Arabia	193	40	3	2	3		145
Sri Lanka	23	1					22
Turkey	35	13	1	9	23	20	36
United Arab Emirates	73	1	1				71
Viet Nam	73	23	69		6		3
Europe							
Austria	245	94	1	1	7	12	130
Belarus	23	2	1		15	10	28
Belgium	263	2	1	1	16	10	248
Bosnia and Herzegovina	10	1	1		1	1	6
Czechia	123	17	17	1	14	1	83
France	152	48	3		9	4	92
Germany	57	27	3	3	23	12	25
Hungary	76	10	1	1	9	4	51
Ireland	54	22	11	6		8	16
Italy	99	25	1		3	1	69
Malta	9	1					8
Netherlands	93	47	17	12	40	13	42
Portugal	11	4	1		2	1	5
Slovakia	10	1	1		2	1	6
Spain	140	56	26	5	13	6	126
Switzerland	137	12	6	2	14	14	103
The United Kingdom	33	1	1		18	2	19
Ukraine	573	14	1		1	4	403
North America							
Canada	57	9	1		1		45
Costa Rica	9	6					3
El Salvador	36	5	1	1	2	1	27
Guatemala	19	1	1	14	2	17	4
Honduras	34	1	1	11	7	7	22
Mexico	20	1	1	1	1	1	16
Nicaragua	26	1	1	10	1	1	19
United States of America	146	47	1		7	1	91
Oceania							
Australia	68	19	9		4	1	35
New Zealand	270	100	1	1	2	2	142
South America							
Argentina	88	90	14	14	5	2	67
Bolivia (Plurinational Sta..)	14	1					13
Brazil	191	56	2		15	5	113
Chile	20	5	1				14
Colombia	587	22	20	7	14	6	518
Ecuador	40	1	1		1		38
Paraguay	66	14	1	1	3	2	43
Peru	67	1	2		1	1	57
Venezuela	15	1			1	1	12

[Go to the Frequently Asked Questions on this Survey](#)

[Back to the Map](#)