

Corona work/life survey highlights, June 12, 2020

Young workers report more job loss

Drama in Gulf region, Maghreb, Southern Africa and Central America

Regions with small numbers of corona-deaths, show the biggest job losses. This is an unexpectedly contradictory pattern emerging from the continuous online corona-survey fielded by WageIndicator on March 23 and daily updated, as the number of respondents steadily grows.

On June 10, after 10 weeks of continuous data collection, the figures for 4 regional clusters are as follows (the corona death toll is the latest WHO-data).

Gulf states and Middle East

Saudi Arabia: 36% reported job loss, number of corona deaths 611

UAE: 45% job loss, 273 deaths

Qatar: 47% job loss, 45 deaths

Iraq: 21% job loss, 271 deaths

Lebanon: 41% job loss, 28 deaths

Jordan: 41% job loss, 9 deaths

Maghreb

Egypt: 32% job loss, 1126 corona deaths

Tunisia: 27% job loss, 49 corona deaths

Algeria: 30% job loss, 681 corona deaths

Morocco: 44% job loss, 208 corona deaths

Southern Africa

South Africa: 18% job loss, 848 corona deaths

Madagascar: 22% job loss, 7 corona deaths

Zambia: 18% job loss, 7 corona deaths

Zimbabwe: 12% job loss, 4 corona deaths

Central America

Costa Rica: 29 job loss, 10 corona deaths

Honduras: 49% job loss, 234 corona deaths

Guatemala: 37% job loss, 140 corona deaths

El Salvador: 42% job loss, 52 corona deaths

Nicaragua: 23% job loss, 46 corona deaths

Quote of the day, filmmaker, man, 43, SouthAfrica

My company relies on the film industry. We will most likely have to remain closed for many months. We have many employees who are unable to work. Things are very uncertain and I am concerned about finances and health for not only myself, but our staff, clients and all vulnerable people in this country.

What will the new work/life 'normal' become?

The Work Life Survey in Corona Times shows the impact people from across the globe expect the corona crisis will have on their working life. Regularly special issues like countries, continents, occupations, happiness, fear, small hours or having a dog are highlighted on these pages.

Its global outreach allows WageIndicator to present findings for many countries. Daily updated national survey results may be consulted here:

<https://wageindicator.org/salary/living-and-working-in-times-of-the-coronavirus/work-life-in-corona-times-graphs>

It is the intention to continue the survey for a long time, well into the aftermath of the present crisis. What will the new work/life 'normal' become?

More about the project

<https://wageindicator.org/Wageindicatorfoundation/projects/living-and-working-in-coronavirus-times>

WageIndicator Foundation / Stichting Loonwijzer - **Address** Nieuwe Achtergracht 166, 6th floor |
NL - 1018 WV Amsterdam - The Netherlands – **Postal address:** P O Box 15966
1001 NL Amsterdam – The Netherlands - **Email** Office@WageIndicator.org -
Web WageIndicator.org -

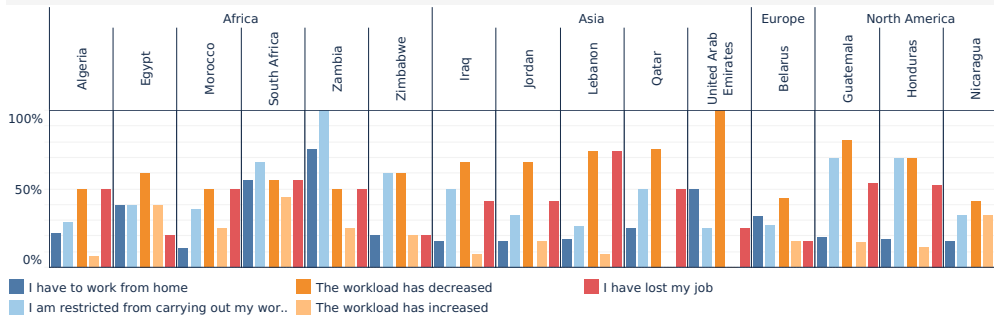
The Coronavirus Effect on Work, Life and Feelings

Select a continent: All | Select a region (group of countries): All | Select a country: Multiple values | Select a gender: All | Age group: Multiple values | Select an occupation: All | Select an employment status: All

23 March 2020 to 11 June..

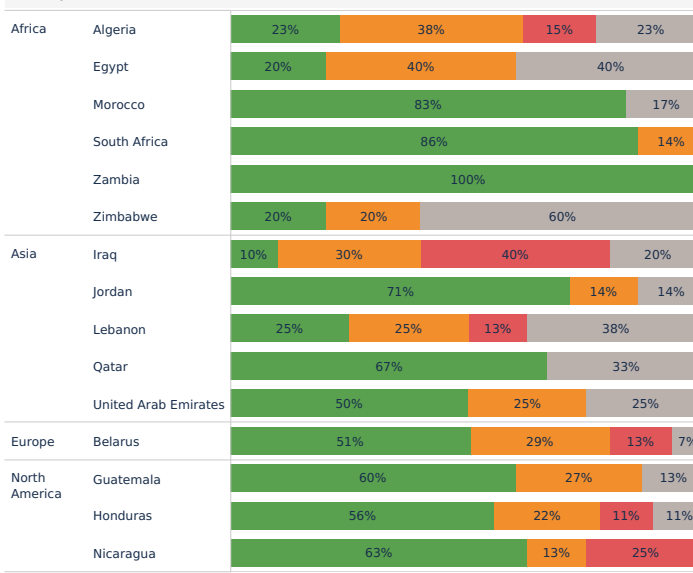
WORK

How is your work affected by the Coronavirus?
(More than one answer per respondent)



"Nothing has changed except the opportunity to travel and meet with loved ones."
[Нічого не змінилося крім обмеження можливості подорожувати та зустрічатися з близькими.]
(Quality inspector from Ukraine, 47, female)

Has your employer implemented protective measures at your workplace in view of the Coronavirus?



LIFE

55% doesn't stay at home

45% stays at home because of Coronavirus measures

Those who stay at home, live ...

with 2.8 other people on average

25.9% with at least one dog

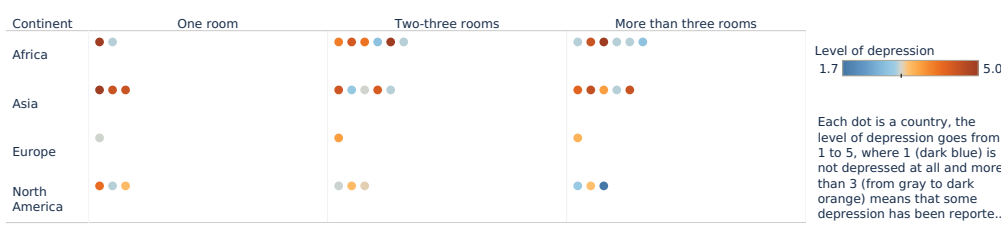
in a house with 2.8 rooms on average (bathrooms excluded)

40.5% say they get enough daily exercise

The percentages above show average data for all the countries. Once a continent/region/country is selected, then data from that continent/region/c...

FEELINGS

How is our mood in Coronavirus times affected by having a bigger house?



Fill out the Survey on Living and Working in Coronavirus Times

Number of respondents per employment status

	Grand Total	Employee	Casual worker	Paid family worker	Self-employed without employees, freelancer	Self-employed with employees	Other
Africa							
Algeria	538	92	12	5	16	5	408
Angola	47	16	1		1	2	27
Benin	62	12	3	1	2		44
Burkina Faso	22	8		1		2	11
Cameroon	54	14			1	1	36
Central African Republic	54	1					53
Egypt	544	76	3	1	11	12	441
Ethiopia	71	31	3	1	6	4	26
Ghana	26	11		1	1		13
Guinea	13	4					9
Kenya	22	2				1	19
Madagascar	22	7					15
Morocco	539	48	26	7	24	5	429
Mozambique	147	49	6	1	5	8	78
Niger	36	2			1	1	23
Nigeria	17	9			2		6
Senegal	170	30	7	1	4	2	76
South Africa	413	104	4	4	32	22	247
Togo	34	7	2	1			24
Tunisia	411	53	11	1	12	6	328
Uganda	22	5	2	1			14
Zambia	30	10	1			2	17
Zimbabwe	22	10		1	4		18
Asia							
Azerbaijan	252	10	2	1	7	1	210
Cambodia	175	58	6		9	8	94
India	187	53			5	6	123
Indonesia	512	140	24	7	18	6	317
Iraq	547	106	17	6	20	7	391
Japan	236	83	5	2	19	7	130
Jordan	545	68	13	2	13	16	433
Kazakhstan	553	133	4	1	20	10	399
Lebanon	53	8	4	4	6		44
Malaysia	20	9	2			1	8
Myanmar	523	79	1	3	15	7	418
Pakistan	58	27	4		1	1	25
Qatar	83	19			2		62
Russia	496	155	5		22	2	312
Saudi Arabia	193	40	3	2	3		145
Sri Lanka	548	8	1	9	23	20	367
Turkey	103	32	1		2	3	65
United Arab Emirates	724	251	66		6	8	393
Viet Nam	243	94	1	1	7	12	128
Europe							
Austria	530	230	1	1	15	5	278
Belarus	497	227	2		16	10	242
Belgium	133	46			14	4	76
Bosnia and Herzegovina	233	121	17	1	9	1	79
Czechia	150	48	3		9		90
France	505	253	2	3	14	11	222
Germany	85	52	1		6		25
Hungary	264	100		1	7	4	152
Ireland	500	202	11	4	38	7	238
Italy	99	25	1		3	1	69
Malta	128	40	1	12	32	11	363
Netherlands	329	158	9	2	25	4	69
Portugal	759	503	13	4	9	4	126
Slovakia	282	107	6	1	11	11	146
Spain	312	94	3	1	18	2	194
Switzerland	568	140	5	1	17	4	401
UK	25	9	1		1		14
Ukraine	21	6	1		2		40
North America							
Canada	672	37	16	9	15	11	584
Costa Rica	514	28	15	12	8	5	446
El Salvador	505	33	11	10	7	7	437
Guatemala	589	67	19	7	14	13	469
Honduras	432	22	15	10	18	17	350
Mexico	138	46			7	1	84
Nicaragua	68	19	2		4	1	35
USA	268	99	2	1	21	4	141
Oceania							
Australia	86	3	14	14	50	20	65
New Zealand	30	3	3		3		21
South America							
Argentina	177	54	2		15	5	101
Bolivia	14	3	1				10
Brazil	582	22	20	6	13	6	515
Chile	19	8	3		1		8
Colombia	73	1	1		2		68
Ecuador	55	11	2		3	2	36
Jamaica	62	1	2	2	3	1	53
Paraguay	14	1		1		1	11
Peru							
Venezuela							

[Go to the Frequently Asked Questions on this Survey](#)

[Back to the Graphs](#)