

# GIG ECONOMY AROUND THE WORLD

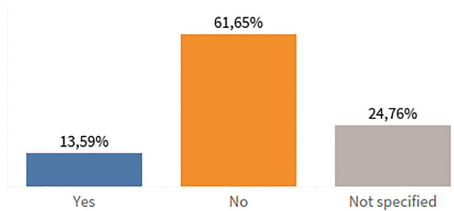
## The Netherlands



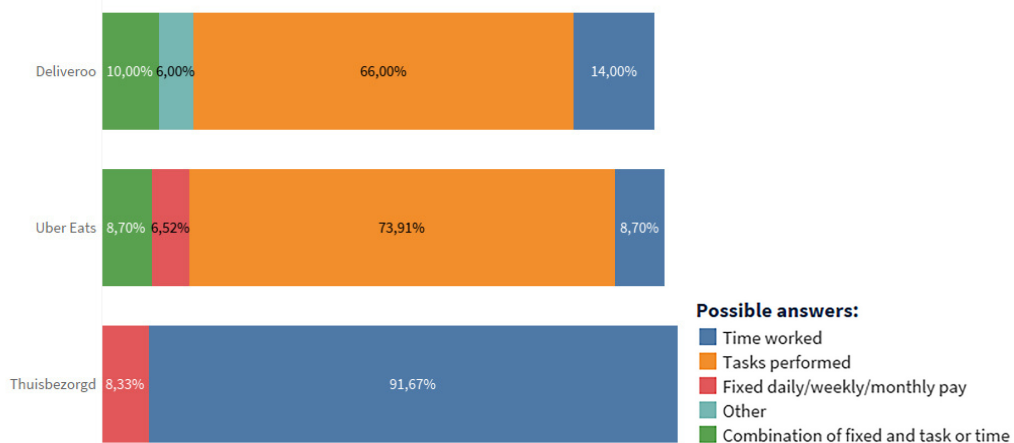
### The Dutch Platform Worker on this project

Male (54%); <20 years old (56%) and 20-29 (39%); food deliverer (57%); has higher professional education (16%) or has attended university (13%); feels overqualified (77.5%)

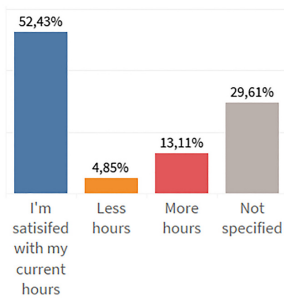
### Do you work for a platform full-time?



### Where is your salary based on?



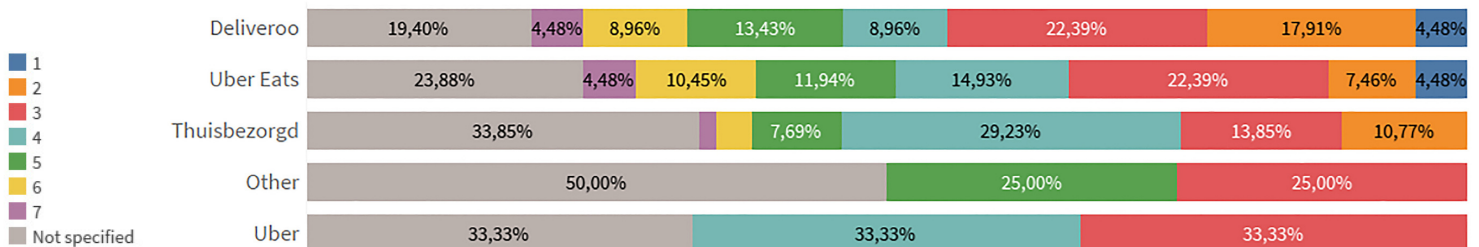
### Would you prefer to work more or less hours per week than you usually do?



#### Possible answers:

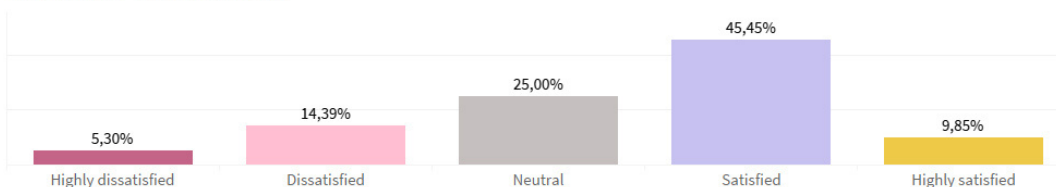
- Time worked
- Tasks performed
- Fixed daily/weekly/monthly pay
- Other
- Combination of fixed and task or time

### How many days do you work per week?

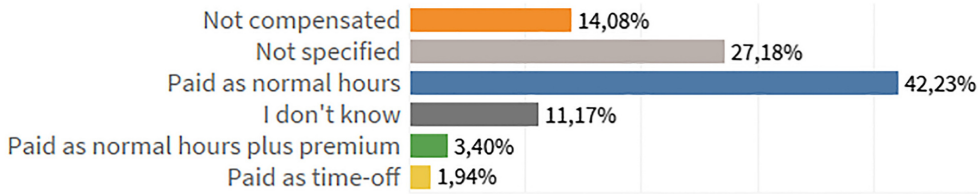


### How satisfied are you with your pay?

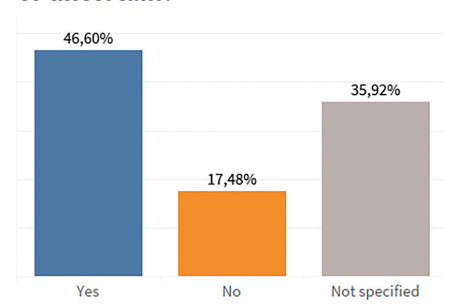
("not specified" answers excluded)



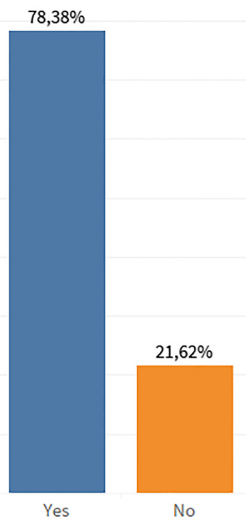
## If you work overtime, how is this compensated?



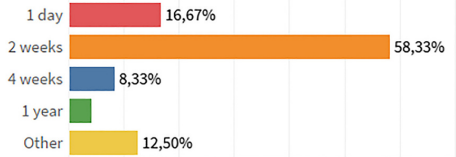
## Is your income likely to be unstable or uncertain?



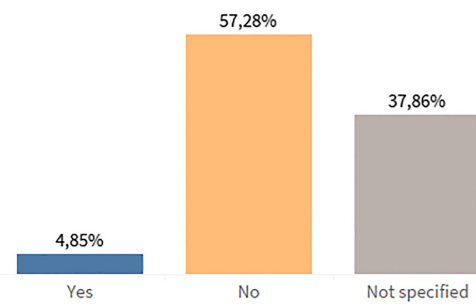
## Do you receive your pay per week?



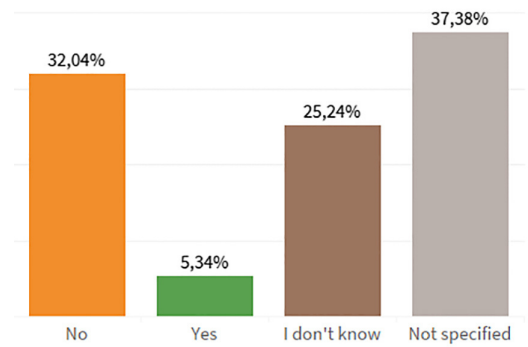
## If not pay per month or week: On what payment period was your last pay based?



## Are you a member of a Trade Union?



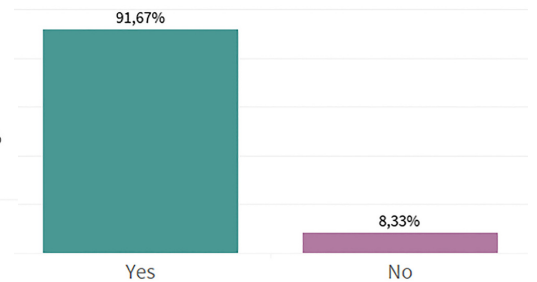
## Does your platform pay contribution to a disability insurance for you?



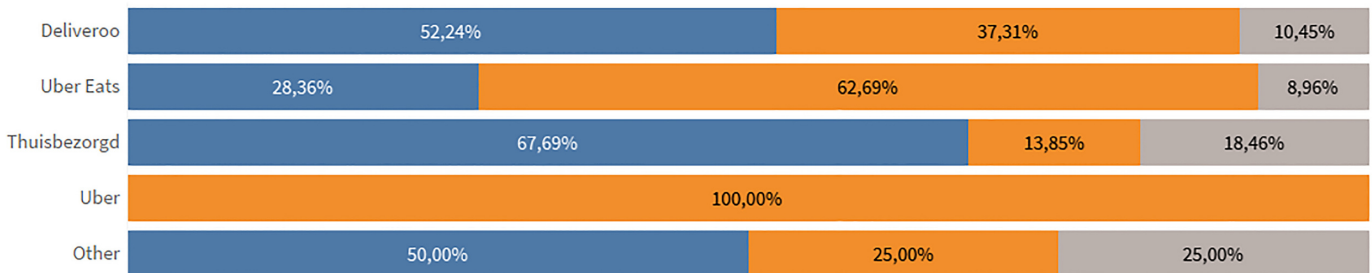
## Do you have a contract?



## Does the platform you work for provide training to acquire the qualifications?



## Workers with a contract (per platform)



## ABOUT THE SURVEY

3.042 valid surveys on Platform workers' working conditions were collected in 5 countries from April to September 2020.

Due to Coronavirus, data collection is limited.

In The Netherlands 210 surveys were collected.

## % of surveys per Platform in The Netherlands

