

Corona work/life survey highlights, May 31, 2020

Heavy job losses in Gulf states, North Africa and Central America in May

Though at the margins of the corona-pandemic in terms of casualties and infections, respondents from states in the Gulf region, North Africa and Central America report heavy job losses. It seems therefore that the lockdown has much wider and deeper repercussions on the economy and prospects of recovery than was foreseen at the time of its imposition.

First reports from the Gulf indicate that 1 in 3 (Saudi Arabia) and even 1 in 2 workers (Qatar, UAE) have lost their job, all in May. From 4 countries in the Maghreb, i.e. Egypt, Tunisia, Algeria and Morocco, also very high job loss indications are coming in. Indications range from 18 (Tunisia) to 46 (Morocco) percent of respondents, with Egypt and Algeria covering the middle ground, where 1 in 3 respondents report having lost their job in the last month. A similar range of reported job losses is emerging from Central America, between 1 in 5 respondents having lost their job in Nicaragua, up to 1 in 2 Honduran respondents saying so. In stark contrast, the job loss figures from almost all European countries, including hotbeds of the pandemic like the UK, Italy, Spain, France and Belgium, remain relatively low and stable. Thus, in hardly any EU-member state, job loss reports exceed 10%. Only Malta and Ireland indicate levels up to 15%, i.e. 1 in 7 respondents saying that they lost their job as a result of corona emergency measures. All other EU-countries remain steady around 7%.

It should be noted that indications are tentative. Up to the end of May 16000 respondents from 70 countries participated in the 24/7 online corona-survey, which was launched on March 23.

Quote of the day, nurse, female, 24, Ghana

It is very tough and I'm bankrupt

What will the new work/life 'normal' become?

The Work Life Survey in Corona Times shows the impact people from across the globe expect the corona crisis will have on their working life. Regularly special issues like countries, continents, occupations, happiness, fear, small hous or having a dog are highlighted on these pages.

Its global outreach allows WageIndicator to present findings for many countries. Daily updated national survey results may be consulted here:

<https://wageindicator.org/salary/living-and-working-in-times-of-the-coronavirus/work-life-in-corona-times-graphs>

It is the intention to continue the survey for a long time, well into the aftermath of the present crisis. What will the new work/life 'normal' become?

More about the project

<https://wageindicator.org/Wageindicatorfoundation/projects/living-and-working-in-coronavirus-times>

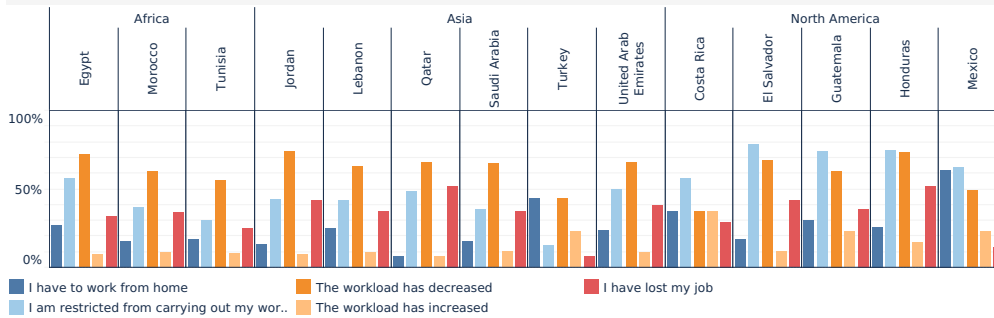
The Coronavirus Effect on Work, Life and Feelings

Select a continent.. All | Select a region (group of co.. Multiple values | Select a country Multiple values | Select a gen.. All | Age group All | Select an occupation All | Select an employment st.. All

23 March 2020 to 30 May ..

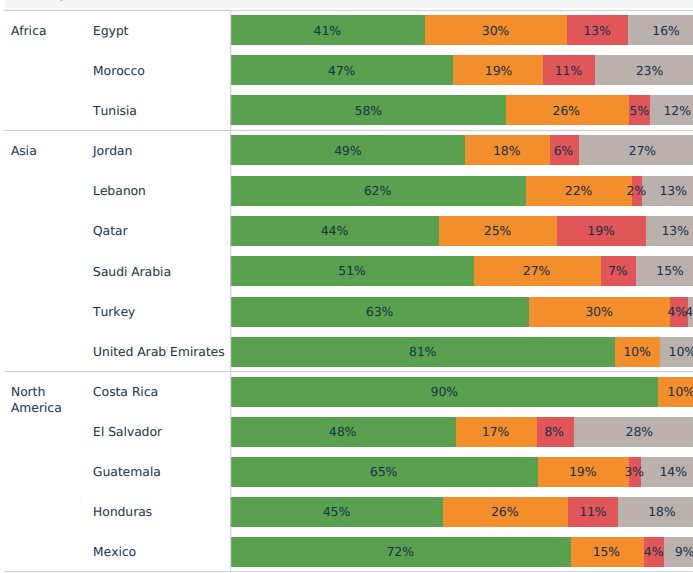
WORK

How is your work affected by the Coronavirus?
(More than one answer per respondent)



"It is difficult to work in such conditions, especially in commerce, where human contacts are now restricted. Respecting commitments to deliveries and importing goods by road with the borders closed have become a real headache."
[Il est difficile de travailler dans de telles conditions surtout dans le commerce ou les contacts humains sont maintenant restreints. respecter ses engagements ses livraisons, l'import de marchandise par la route avec les frontieres fermes est devenu un vrai casse tete.]
(Street vendor of non-food products from Senegal, 26, female)

Has your employer implemented protective measures at your workplace in view of the Coronavirus?



LIFE

54% doesn't stay at home

46% stays at home because of Coronavirus measures

Those who stay at home, live ...

with 2.9 other people on average

24.2% with at least one dog

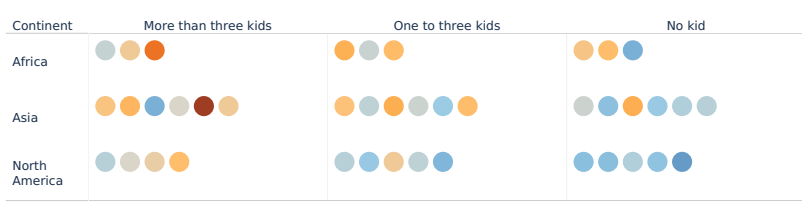
in a house with 3.0 rooms on average (bathrooms excluded)

44.8% say they get enough daily exercise

The percentages above show average data for all the countries. Once a continent/region/country is selected, then data from that continent/region/c...

FEELINGS

How is our mood in Coronavirus times affected by having or not having a kid (or more) at home?



Each dot is a country, the level of depression goes from 1 to 5, where 1 (dark blue) is not depressed at all and more than 3 (from gray to dark orange) means that some depression has been reported.

Fill out the Survey on Living and Working in Coronavirus Times

Number of respondents per employment status

	Grand Total	Employee	Casual worker	Paid family worker	Self-employed without employees, freelancer	Self-employed with employees	Other
Africa							
Algeria	404	67	8	5	14	4	306
Angola	43	14	1		1	2	25
Benin	56	11	3	1	2		39
Burkina Faso	21	8		1		2	10
Cameroon	40	10			1	1	28
Central African Republic	53	1		1			52
Egypt	543	75	3	1	11	12	441
Ethiopia	70	31		1	6	4	25
Ghana	24	9		1	1		13
Guinea	10	3					7
Kenya	13	3					11
Madagascar	19	5					14
Morocco	187	20	10	3	13	2	139
Mozambique	142	47	6	1	4	8	76
Niger	37	9	2		1	1	21
Nigeria	100	9			2	2	63
Senegal	100	26	4	1	4	2	63
South Africa	366	99	4	4	27	21	213
Togo	24	4	1	1			18
Tunisia	188	26	4	1	7	4	146
Uganda	19	5	1	1			12
Zambia	30	10	1			2	17
Zimbabwe	30	10			3		17
Asia							
Azerbaijan	226	29	2	1	7	1	186
Cambodia	151	49	6		6	6	83
India	179	57			5	1	116
Indonesia	330	95	16	6	14	4	199
Iraq	250	56	4	1	13	5	171
Japan	194	67	5	2	8	6	106
Jordan	370	44	9	2	11	11	293
Kazakhstan	555	133	7	1	20	10	384
Lebanon	257	39		2	4	1	211
Myanmar	390	65	1	3	13	4	304
Pakistan	59	26	4		1	1	24
Qatar	59	13			1		44
Russia	494	154	5		22	2	311
Saudi Arabia	166	35	3	1	3		124
Sri Lanka	18	6					12
Turkey	360	97		7	10	13	233
United Arab Emirates	60	17	1		1	1	40
Viet Nam	718	250	66		6	8	388
Europe							
Austria	212	81	1	1	14	11	114
Belarus	527	230	2	1	14	15	274
Belgium	479	220	2		15	10	232
Bosnia and Herzegovina	132	46	3		4	4	75
Czechia	233	121	17	1	14	1	79
France	150	48	3		9		90
Germany	495	249	2	3	14	11	216
Hungary	85	52	1	1	6		25
Ireland	258	99		4	6	4	148
Italy	499	201	11	1	38	7	238
Malta	98	25	1		3	1	68
Netherlands	739	356	13	12	31	10	317
Portugal	126	45	2	1	5	4	69
Slovakia	329	158	9	2	25	9	126
Spain	618	417	13	4	5	4	175
Switzerland	173	70	4	1	4	6	88
UK	297	89	1	1	18	1	185
Ukraine	560	137	5	1	17	4	396
North America							
Canada	24	9	1		1		13
Costa Rica	40	6	3		2		29
El Salvador	638	36	16	9	15	11	551
Guatemala	506	28	15	12	8	5	438
Honduras	234	15	7	5	5	3	199
Mexico	87	28	5	3	9	2	40
Nicaragua	165	8	5	6	7	7	134
USA	137	46	3		7	1	83
Oceania							
Australia	66	19	9		4	1	33
New Zealand	268	99	2	1	21	4	141
South America							
Argentina	215	51	6	5	21	13	119
Bolivia	24	2	3		3		16
Brazil	172	54	2		15	5	96
Chile	11	1	1				9
Colombia	248	19	4	2	9	6	208
Ecuador	18	8	1		1		7
Jamaica	13	3	1		2		8
Paraguay	45	9	3	1	1	1	29
Peru	47	1	2	2	1	1	40
Venezuela	13	1		1		1	10

[Go to the Frequently Asked Questions on this Survey](#)

[Back to the Graphs](#)