



**May 1, 2020 - Highlights of WageIndicator Living and Working in Coronavirus Times Survey**

## **Anxiety about income loss hits casual workers and the self-employed**

Today's special focuses on people across the globe in non-standard jobs, i.e. casual workers and the self-employed. Of these, globally, almost 6 in 10 respondents say they fear a loss of income in the next month. Whereas for all working people on standard contracts the global figure on this score is 3 out of 10.. This means that by comparison income-stress amongst the non-standard employed is much more acute. The expectations in this vulnerable group are even worse in Latin America and Africa.

These trends begin to emerge after 5 weeks of surveying. Presently over 5000 respondents from 60 countries participated.

### **Quote of the day, translator, female, 35, Czech Republic**

*"Let us overcome the limitations and not succumb to obstinacy!*

*The restrictions are temporary, although no one can estimate exactly for how long. But it is up to us to guard our freedom and rights carefully and not let anyone deprive them of them under the pretext of so-called "good intentions"!*

### **How will the new work/life 'normal' situation look like?**

The WageIndicator Living and Working in Coronavirus Times shows the impact people from across the globe expect the corona crisis will have on their working life. Specific issues like countries, continents, occupations, happiness, fear, small houses or having a dog are highlighted on these pages.

Its global outreach allows WageIndicator to present findings for many countries. Daily updated national survey results may be consulted here: <https://wageindicator.org/salary/living-and-working-in-times-of-the-coronavirus/work-life-in-corona-times-graphs>

Moreover WageIndicator tracks which are the national (legal) emergency measures:

<https://paycheck.pk/career-tips/living-and-working-in-times-of-the-coronavirus/covid-19-labour-market-reforms>

It is the intention to continue the survey for a long time, well into the aftermath of the present crisis. What will the new work/life 'normal' situation look like?

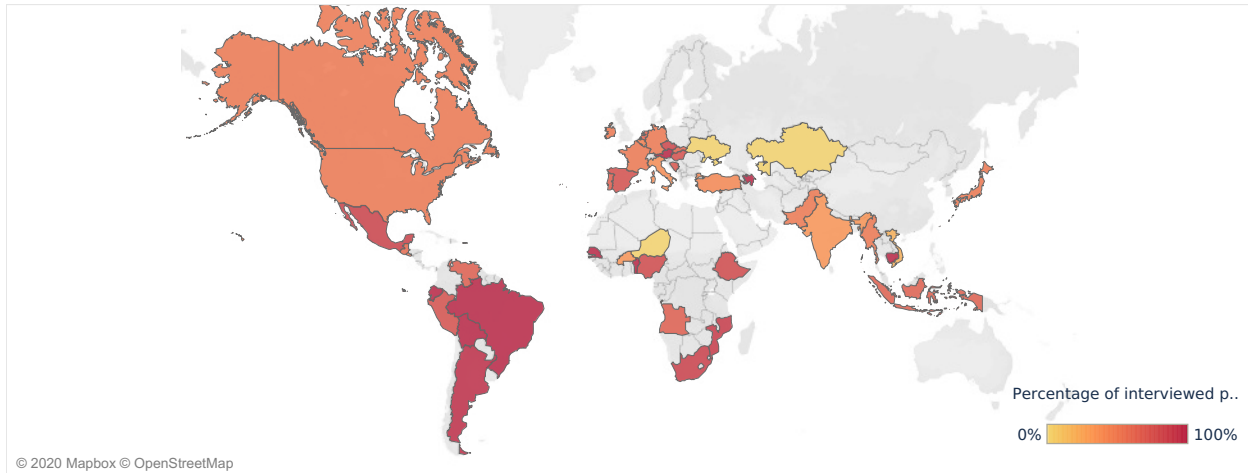
**More about the project** <https://wageindicator.org/Wageindicatorfoundation/projects/living-and-working-in-coronavirus-times>

# Coronavirus cases and expected wage decrease

World map showing the percentage of people who expect to receive less income in one month time because of Coronavirus

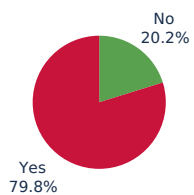
Global

Casual workers / Selfemployed

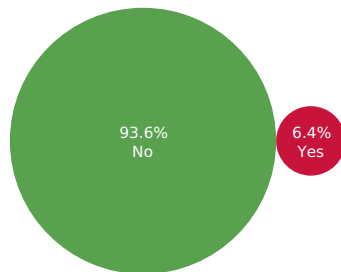


More on the effect on work and wages:

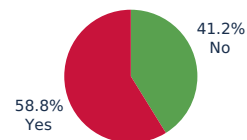
Is your work affected by the Coronavirus?



Do you expect you will loose your job in the next month?



Do you expect you will earn less in the next month?



The charts above show average data for all the countries. Once a country is selected, then data from that country are shown.

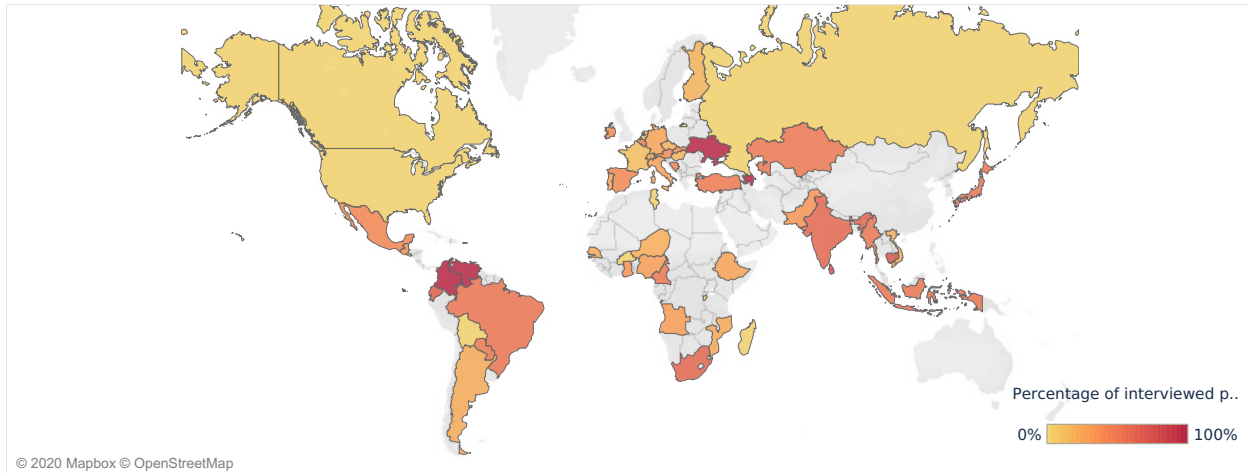
Information on Respondents

# Coronavirus cases and expected wage decrease

World map showing the percentage of people who expect to receive less income in one month time because of Coronavirus

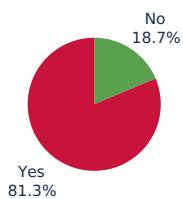
Global

Employees

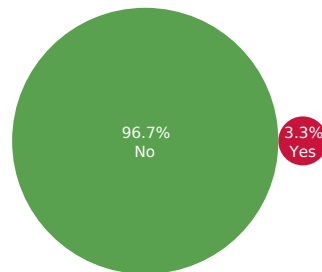


More on the effect on work and wages:

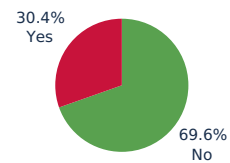
Is your work affected by the Coronavirus?



Do you expect you will loose your job in the next month?



Do you expect you will earn less in the next month?



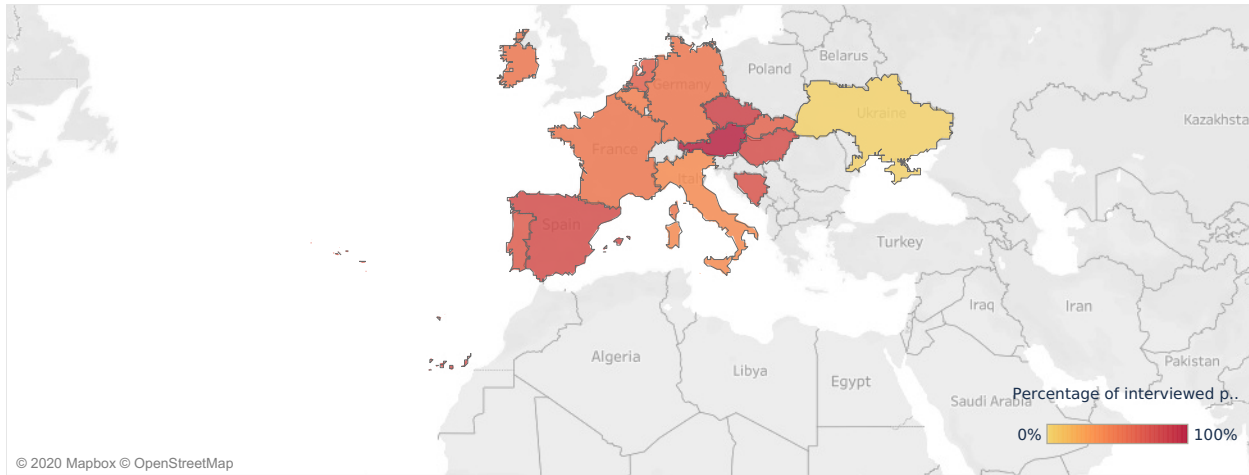
Information on Respondents

# Coronavirus cases and expected wage decrease

World map showing the percentage of people who expect to receive less income in one month time because of Coronavirus

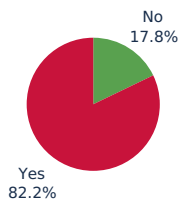
## Europe

## Casual workers / Selfemployed

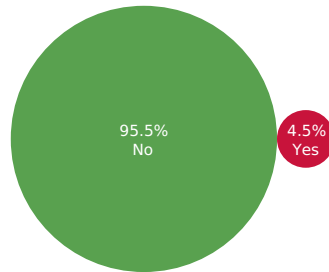


More on the effect on work and wages:

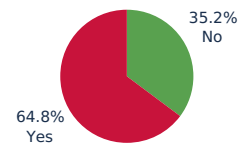
Is your work affected by the Coronavirus?



Do you expect you will loose your job in the next month?



Do you expect you will earn less in the next month?



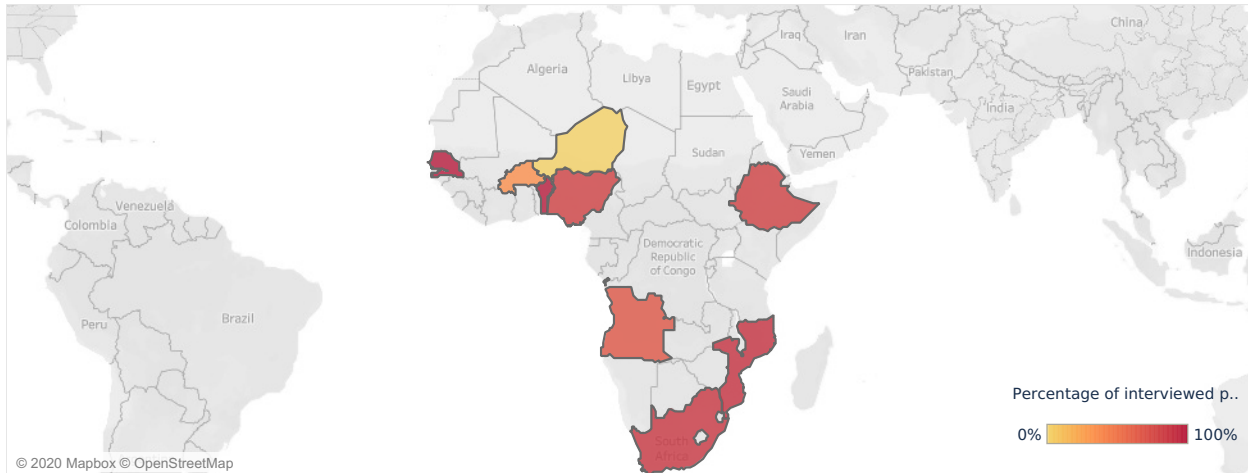
Information on Respondents

# Coronavirus cases and expected wage decrease

World map showing the percentage of people who expect to receive less income in one month time because of Coronavirus

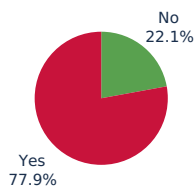
## Africa

## Casual worker / Selfemployed

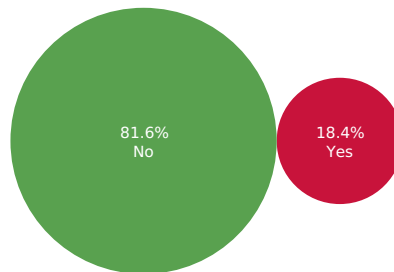


More on the effect on work and wages:

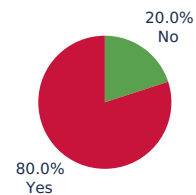
Is your work affected by the Coronavirus?



Do you expect you will loose your job in the next month?



Do you expect you will earn less in the next month?



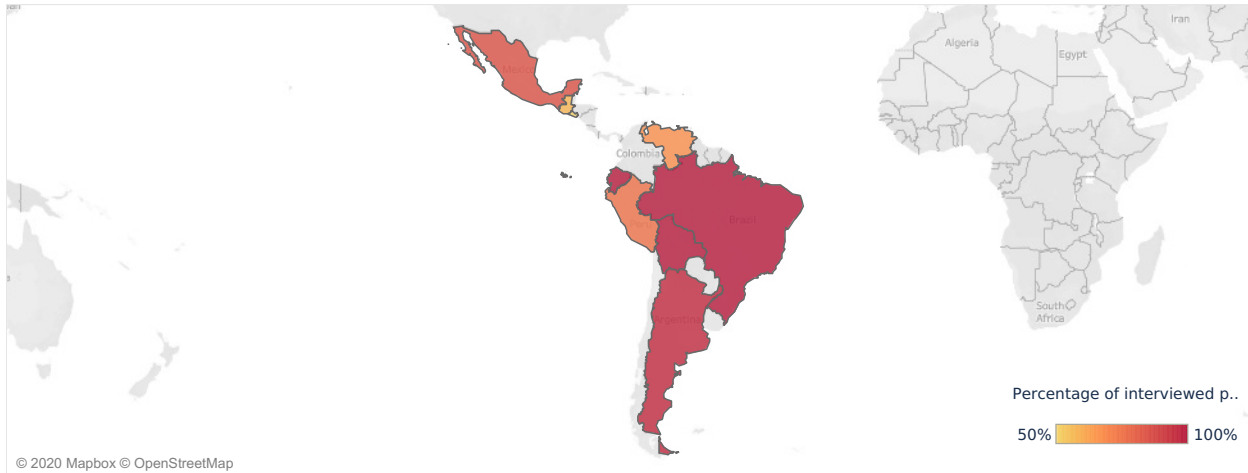
Information on Respondents

# Coronavirus cases and expected wage decrease

World map showing the percentage of people who expect to receive less income in one month time because of Coronavirus

## Central and Latin America

## Casual Worker/ Selfemployed

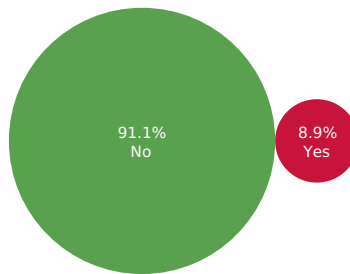


More on the effect on work and wages:

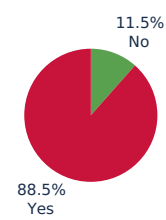
Is your work affected by the Coronavirus?



Do you expect you will loose your job in the next month?



Do you expect you will earn less in the next month?



Information on Respondents

# Number of respondents per employment status

	Grand Total	Employee	Casual worker	Paid family worker	Self-employed without employees, fre..	Self-employed with employees	Other
Africa							
Angola	27	10	1		1	2	13
Benin	12	1			1		10
Burkina Faso	15	7		1		2	5
Burundi	7	1					6
Cameroon	7	3					4
Central African Republic	9						9
Ethiopia	65	28	3	1	6	3	24
Ghana	7	3					4
Kenya	6						6
Madagascar	7	2					5
Mozambique	83	27	2	1	3	8	42
Niger	26	8	2		1	1	14
Nigeria	14	7			2	3	2
Senegal	21	7			2	1	11
South Africa	235	62	3	1	20	16	133
Togo	7						7
Tunisia	7	3					4
Uganda	6	2		1			3
Asia							
Azerbaijan	8	1		1			6
Cambodia	19	9	1		1		8
India	60	14			4		42
Indonesia	154	50	12	3	6	2	81
Japan	17	5					12
Kazakhstan	13	2			1		10
Myanmar	31	11	1		1	1	17
Pakistan	48	24	4			1	19
Russia	16	8					8
Sri Lanka	16	5					11
Turkey	346	92		7	9	12	226
Viet Nam	619	225	63		4	7	320
Europe							
Austria	50	18		1		1	30
Belgium	111	52	1		4	5	49
Bosnia and Herzegovina	110	37	3		4	2	64
Czechia	233	121	17	1	14	1	79
Finland	7	6					1
France	55	20	1		4		30
Germany	171	84	2		4	2	79
Hungary	84	51	1	1	6		25
Ireland	73	22		1	1		49
Italy	138	63	5	2	10		58
Netherlands	409	177	7	12	22	7	184
Portugal	88	36	1	1	5	2	43
Slovakia	329	158	9	2	25	9	126
Spain	495	350	10	4	5	2	124
Switzerland	27	13	1			1	12
UK	52	16			2		34
Ukraine	14	7			2		5
North America							
Canada	11	4	1		1		5
El Salvador	18	4		1			13
Guatemala	40	4	3	1	4		28
Mexico	55	25	4	2	9	1	14
USA	21	9			1	1	10
Oceania							
Australia	7	3					4
New Zealand	21	10					11
South America							
Argentina	131	41	1	3	19	9	58
Bolivia	9	1	1		2		5
Brazil	108	36	2		12	4	54
Colombia	7	1					6
Ecuador	16	8	3				5
Paraguay	13	2	1	1	1		8
Peru	15	1	1	2	1	1	10
Venezuela	11	1		1		1	8

[Go to the Frequently Asked Questions on this Survey](#)

[Back to the Graphs](#)