



## April 27, 2020 - Highlights of WageIndicator Living and Working in Coronavirus Times Survey

### One in three afraid of less income next month - while having less work already

Today's special focusses on continental differences - as far as data allows at this early stage of the survey (started March 26 and up till now attracted some 5000 respondents from 53 countries).

By April 27 most respondents had reported to believe that they will still have their job next month, however 1 in 3 is afraid to lose income next month. There might be a relation with the fact that more respondents around the world report that they got less, instead of more work.

When it comes to protective measures at the workplace, Europeans in general say they are satisfied, however not the French, Irish and Spanish. In Africa, especially Nigerians are very unhappy with the protective measures on the job. In Latin America respondents from Bolivia and Venezuela in particular are unhappy about protection on the job.

And who works from home? 6 out of 10 respondents in Europe and South America say they have to stay at home working due to corona measures, against 4 out of 10 respondents in Africa and Asia.

#### Quote of the day, nurse, female, 36, Ghana

*These are not normal times. One may never know when you will be infected because the incubation period of the virus is 2-14 days. Coming home after work in an environment where the children are used to running to embrace you, it's a very challenging one. In Ghana, social distancing is preached on the social media always but even when you go out with a mask on, you are rather stigmatized against. People look at you as if you are rather the infected one. We pray that the researchers quickly find a cure for this COVID 19 as we take every precaution given by WHO. Thank you.*

#### How will the new work/life 'normal' situation look like?

The WageIndicator Living and Working in Coronavirus Times shows the impact people from across the globe expect the corona crisis will have on their working life. Specific issues like countries, continents, occupations, happiness, fear, small houses or having a dog are highlighted on these pages.

Its global outreach allows WageIndicator to present findings for many countries. Daily updated national survey results may be consulted here: <https://wageindicator.org/salary/living-and-working-in-times-of-the-coronavirus/work-life-in-corona-times-graphs>

Moreover WageIndicator tracks which are the national (legal) emergency measures: <https://paycheck.pk/career-tips/living-and-working-in-times-of-the-coronavirus/covid-19-labour-market-reforms>

It is the intention to continue the survey for a long time, well into the aftermath of the present crisis. What will the new work/life 'normal' situation look like?

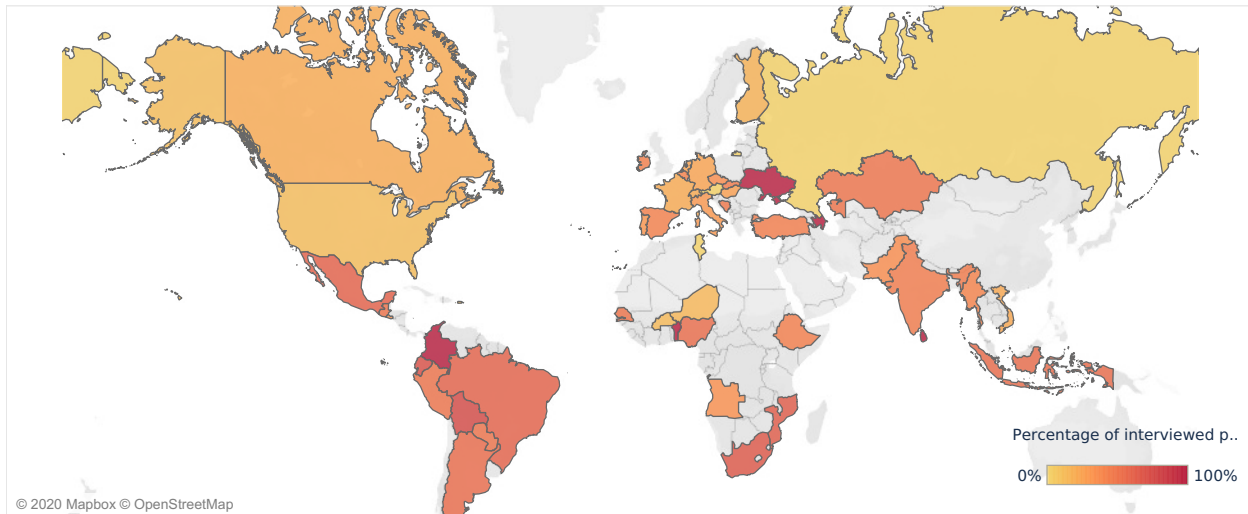
**More about the project** <https://wageindicator.org/Wageindicatorfoundation/projects/living-and-working-in-coronavirus-times>

# Coronavirus cases and expected wage decrease

World map showing the percentage of people who expect to receive less income in one month time because of Coronavirus

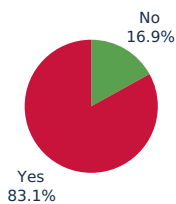
Select a continent  
Multiple values

Select a region (group of countries)  
All

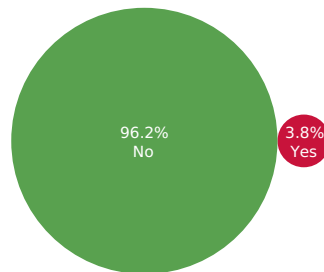


More on the effect on work and wages:

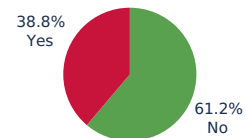
Is your work affected by the Coronavirus?



Do you expect you will loose your job in the next month?



Do you expect you will earn less in the next month?



The charts above show average data for all the countries. Once a country is selected, then data from that country are shown.

[Fill out the Survey on Living and Working in Coronavirus Times](#)

[Go to the Frequently Asked Questions on this Survey](#)

[Information on Respondents](#)

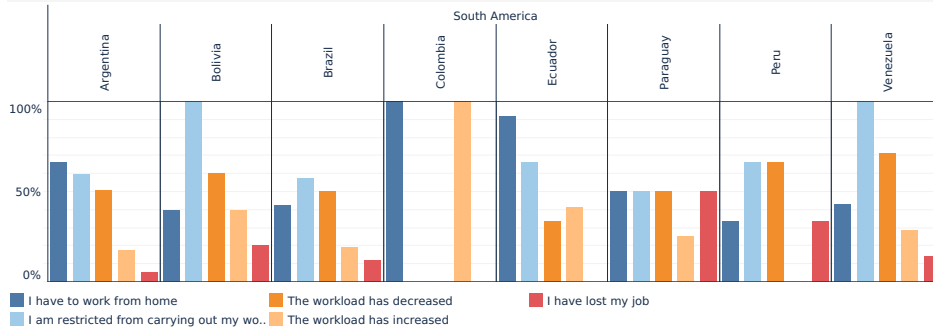
Choose a continent  
South America

Choose a region  
(group of countries)  
All

Choose a country  
All

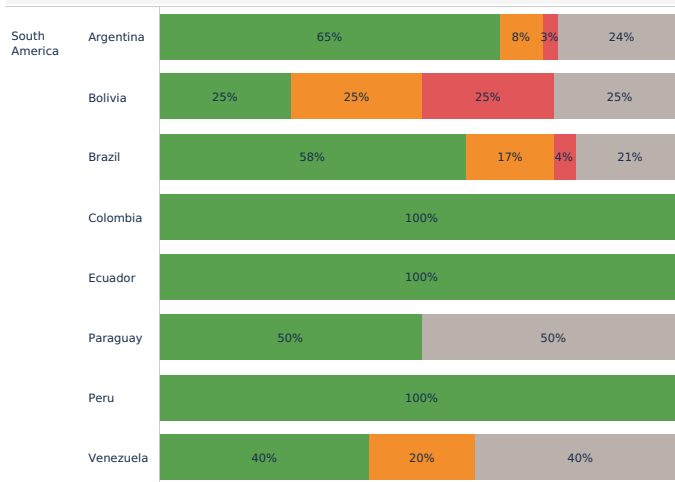
## WORK

How is your work affected by the Coronavirus?  
(More than one answer per respondent)



Has your employer implemented protective measures at your workplace in view of the Coronavirus?

"We are all self employed in our household. Due to the lock down, none of us can work. We therefore have no income at present. None of us qualify for assistance from the government"  
(Animal care worker from..)



## LIFE

42% doesn't stay at home

58% stays at home because of Coronavirus measures

Those who stay at home, live ...

with 2.0 other people on average

36.5% with at least one dog

in a house with 3.2 rooms on average (bathrooms excluded)

52.4% say they get enough daily exercise

The percentages above show average data for all the countries. Once a continent/region/country is selected, then data from that continent/region/..

[Fill out the Survey on Living and Working in Coronavirus Times](#)

[Go to the Frequently Asked Questions on this Survey](#)

[Information on Respondents](#)

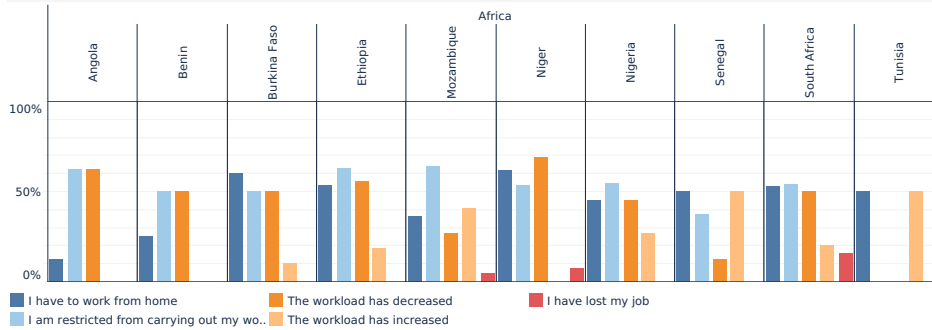
Choose a continent  
Africa

Choose a region  
(group of countries)  
All

Choose a country  
All

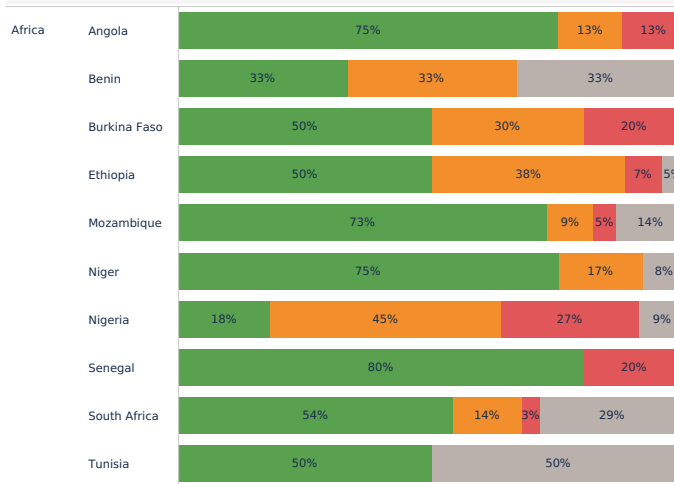
## WORK

How is your work affected by the Coronavirus?  
(More than one answer per respondent)



Has your employer implemented protective measures at your workplace in view of the Coronavirus?

"We are all self employed in our household. Due to the lock down, none of us can work. We therefore have no income at present. None of us qualify for assistance from the government"  
(Animal care worker from..)



## LIFE

61% doesn't stay at home

39% stays at home because of Coronavirus measures

Those who stay at home, live ...

with 2.4 other people on average

37.5% with at least one dog

in a house with 4.1 rooms on average (bathrooms excluded)

50.0% say they get enough daily exercise

The percentages above show average data for all the countries. Once a continent/region/country is selected, then data from that continent/region/..

Fill out the Survey on Living and Working in Coronavirus Times

[Go to the Frequently Asked Questions on this Survey](#)

[Information on Respondents](#)

Choose a continent

Asia

Choose a region (group of countries)  
All

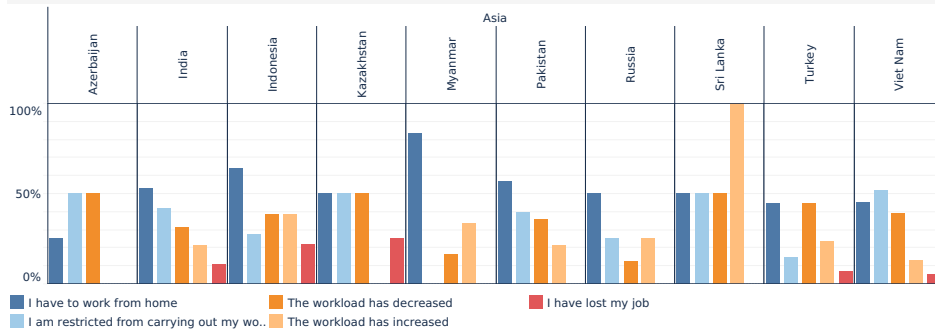
Choose a country

All

## WORK

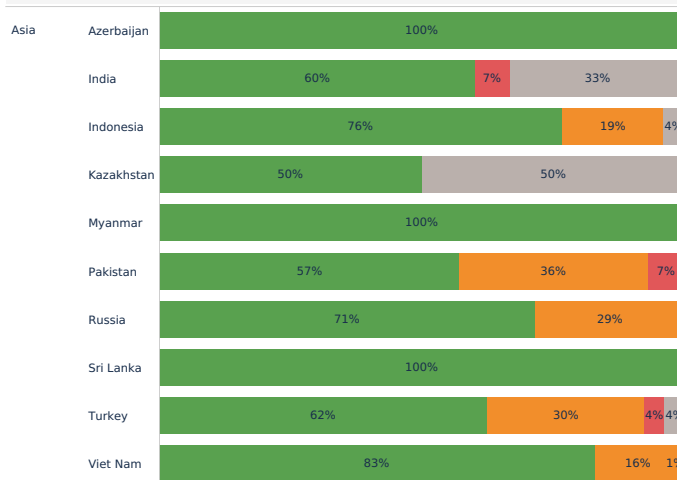
### How is your work affected by the Coronavirus?

(More than one answer per respondent)



### Has your employer implemented protective measures at your workplace in view of the Coronavirus?

"We are all self employed in our household. Due to the lock down, none of us can work. We therefore have no income at present. None of us qualify for assistance from the government"  
(Animal care worker from..)



## LIFE

59% doesn't stay at home

41% stays at home because of Coronavirus measures

Those who stay at home, live ...

with 2.6 other people on average

12.3% with at least one dog

in a house with 3.6 rooms on average (bathrooms excluded)

42.7% say they get enough daily exercise

The percentages above show average data for all the countries. Once a continent/region/country is selected, then data from that continent/region/..

[Fill out the Survey on Living and Working in Coronavirus Times](#)

[Go to the Frequently Asked Questions on this Survey](#)

[Information on Respondents](#)

Choose a continent

Europe

Choose a region  
(group of countries)  
All

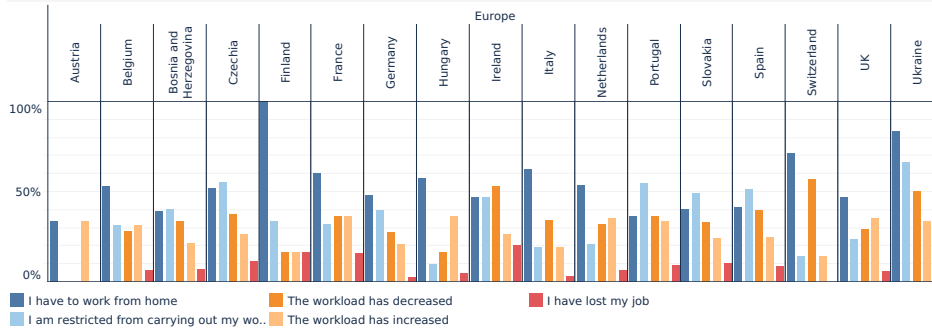
Choose a country

All

## WORK

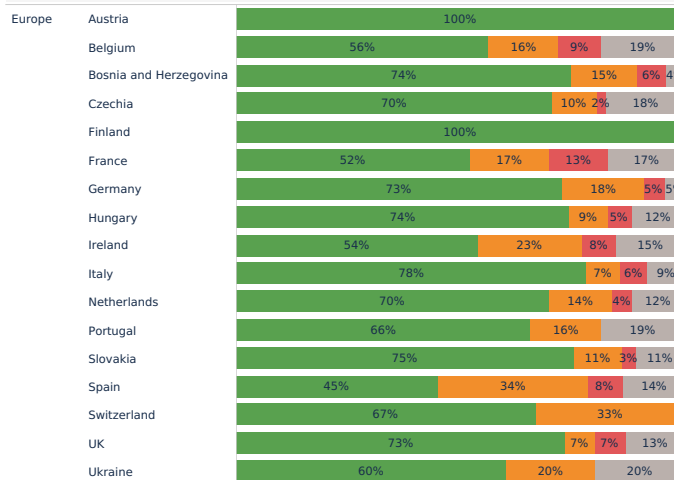
### How is your work affected by the Coronavirus?

(More than one answer per respondent)



### Has your employer implemented protective measures at your workplace in view of the Coronavirus?

"We are all self employed in our household. Due to the lock down, none of us can work. We therefore have no income at present. None of us qualify for assistance from the government"  
(Animal care worker from..)



## LIFE

43% doesn't stay at home

57% stays at home because of Coronavirus measures

Those who stay at home, live ...

with 1.7 other people on average

22.2% with at least one dog

in a house with 3.7 rooms on average (bathrooms excluded)

53.3% say they get enough daily exercise

The percentages above show average data for all the countries. Once a continent/region/country is selected, then data from that continent/region/..

Fill out the Survey on Living and Working in Coronavirus Times

[Go to the Frequently Asked Questions on this Survey](#)

[Information on Respondents](#)

# Number of respondents per employment status

	Grand Total	Employee	Casual worker	Paid family worker	Self-employed without employees, freelancer	Self-employed with employees	Other
Africa							
Angola	12	5			1	2	4
Benin	8	1			1		6
Burkina Faso	15	7		1		2	5
Central African Republic	9						9
Ethiopia	65	28	3	1	6	3	24
Kenya	6						6
Mozambique	46	13			3	6	24
Niger	25	8	2		1	1	13
Nigeria	13	6			2	3	2
Senegal	13	3			1	1	8
South Africa	134	35	2		12	9	76
Tunisia	6	2					4
Asia							
Azerbaijan	7	1		1			5
India	46	11			4		31
Indonesia	139	47	12	3	6	2	69
Kazakhstan	11	1			1		9
Myanmar	9	6					3
Pakistan	47	23	4			1	19
Russian Federation	15	7					8
Sri Lanka	11	3					8
Turkey	342	91		7	9	12	223
Viet Nam	349	115	27		2	6	199
Europe							
Austria	8	2					6
Belgium	53	24	1		2	4	22
Bosnia and Herzegovina	108	36	3		4	2	63
Czechia	226	118	16	1	14	1	76
Finland	6	6					
France	49	17	1		4		27
Germany	114	59	1		3	1	50
Hungary	82	49	1	1	6		25
Ireland	37	12		1			24
Italy	126	59	4	2	8		53
Netherlands	262	99	6	12	18	4	123
Portugal	55	28			3	1	23
Slovakia	328	157	9	2	25	9	126
Spain	489	347	10	4	5	2	121
Switzerland	10	6					4
The United Kingdom	37	13			2		22
Ukraine	8	4			1		3
North America							
Canada	11	4	1		1		5
El Salvador	13	4		1			8
Guatemala	37	4	3	1	4		25
Mexico	54	25	4	2	9	1	13
United States of America	18	9			1	1	7
Oceania							
Australia	7	3					4
South America							
Argentina	114	41	1	3	18	9	42
Bolivia (Plurinational Sta..)	8	1	1		2		4
Brazil	45	19			5	1	20
Colombia	5	1					4
Ecuador	16	8	3				5
Paraguay	8	2	1		1		4
Peru	9			2		1	6
Venezuela	11	1		1		1	8

[Back to the Map](#)